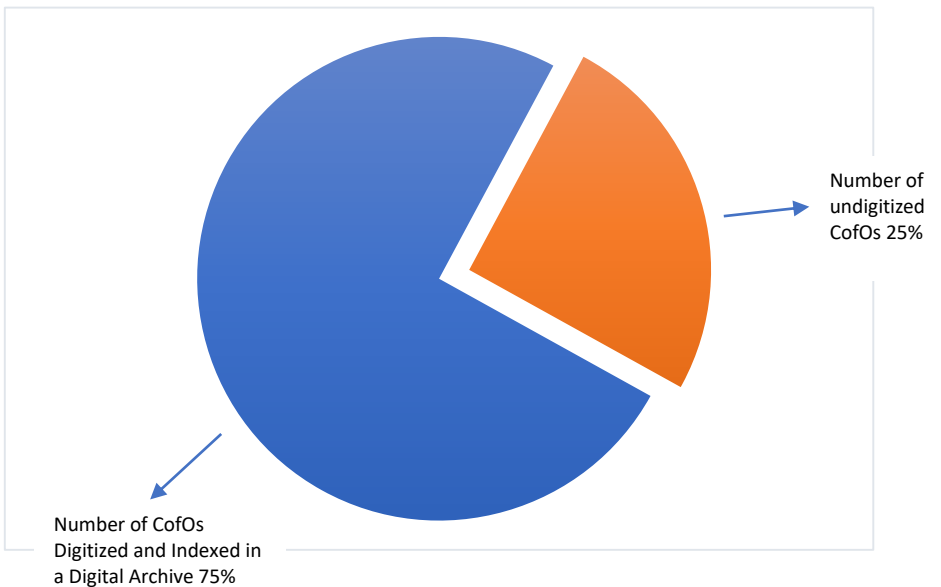


ENUGU STATE GOVERNMENT

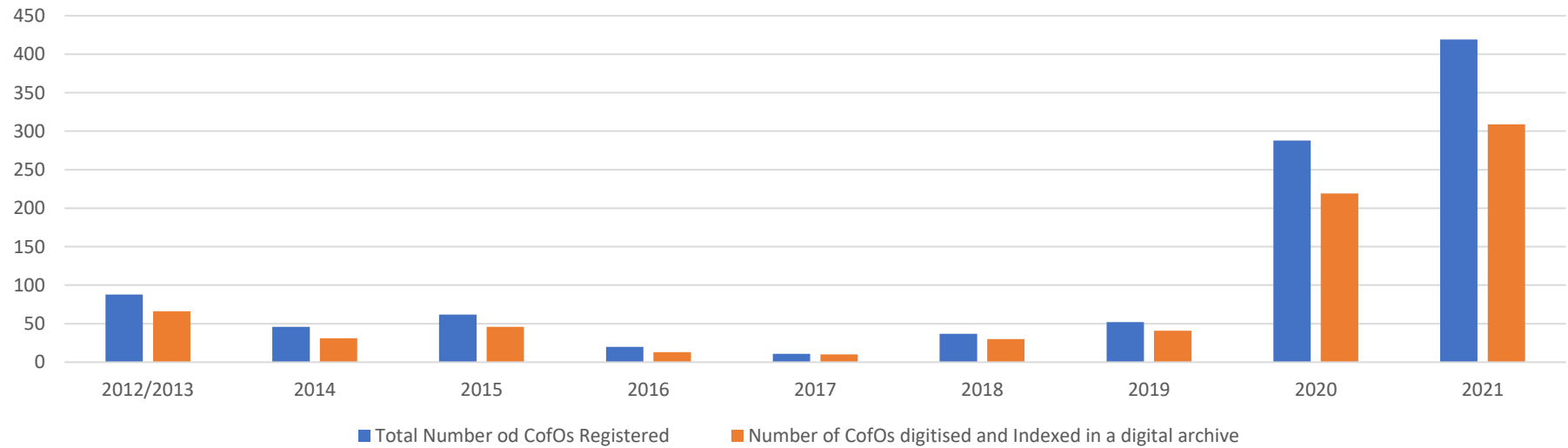
STATISTICS OF CERTIFICATES OF OCCUPANCY ISSUED BY THE ENUGU STATE MINISTRY OF LANDS AND URBAN DEVELOPMENT

Certificate of Occupancy (CofOs) Issued from 1st January 2012 - 31 December 2021			
Description/ Year	Total Number of CofOs Registered	Number of CofOs digitised and Indexed in a digital archive	Number of Undigitised CofOs
2012/2013	88	66	22
2014	46	31	15
2015	62	46	16
2016	20	13	7
2017	11	10	1
2018	37	30	7
2019	52	41	11
2020	288	219	69
2021	419	309	110
Total	1,023	765	258

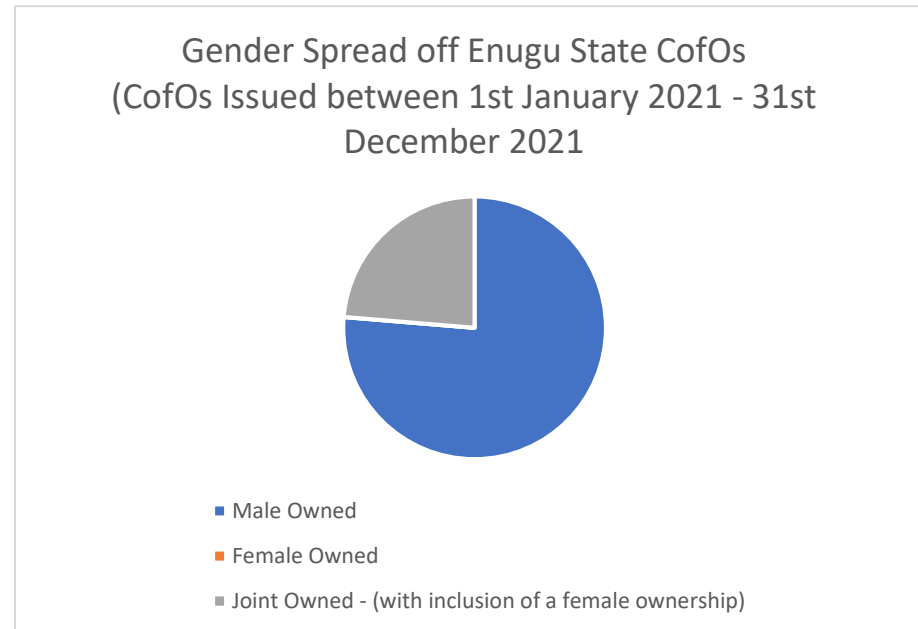
Number of CofOs Digitized and Indexed from the Total Number of CofOs in Enugu State (1st January 2021 – 31st December 2021)



**Certificates of Occupancy (CofO) Issued
From 1st January 2012 - 31st December 2021**



Ownership of Registered CofOs Issued by Gender(Both Digitised and Undigitised)		
Ownership Type	Number of CofOs Issued	
	1st January 2021 - 31st December 2021	1st January 2022 - 30th September 2022
Male Owned	841	
Female Owned	0	
Joint Owned - (with inclusion of a female ownership)	261	
Total	1,102	0



Click to download (provide download URL)

Signed: Honourable Commissioner, Enugu State Ministry of Lands and Urban Development (MLUD)

Published 28 December 2022